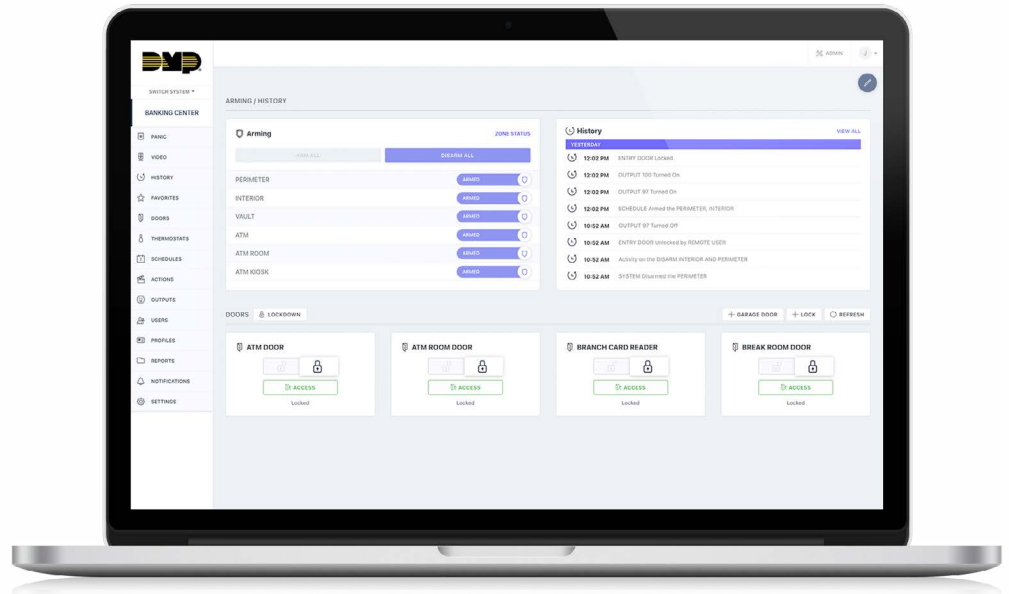




FIND US AT @DMPALARMS ON MOST SOCIAL PLATFORMS

VirtualKeypad.com™



- ▶ Remotely manage the security system on a tablet or computer
- ▶ Arm/Disarm
- ▶ Control lights, locks and thermostats
- ▶ View and record video
- ▶ Manage system users, schedules and profiles
- ▶ Lockdown Public Doors on the XR150/XR550 Series™ panels
- ▶ Arming section turns red in alarm

FEATURES

- ▶ Works from any internet-connected computer using most popular browsers
- ▶ Log on to VirtualKeypad.com with login and system user code
- ▶ Manage profiles
- ▶ Manage credentials and user codes
- ▶ Manage holiday dates
- ▶ Manage multiple systems from a single login
- ▶ Notification of faulted zones when arming
- ▶ Available real-time door status



BRANDED INTERFACE

Just as with the Virtual Keypad™ app, you can upload your logo so your customers will be reminded of the service you provide every time they log in to VirtualKeypad.com.

ELEGANT USER INTERFACE

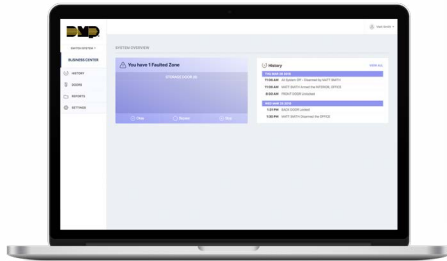
Just like the Virtual Keypad app, the browser provides users with a clean, elegant, easy-to-use interface. Controls are logically arranged with all functions just a click away.

RED ALARM STATUS

In System Overview, a red arming area will display if an alarm is active when you log in.

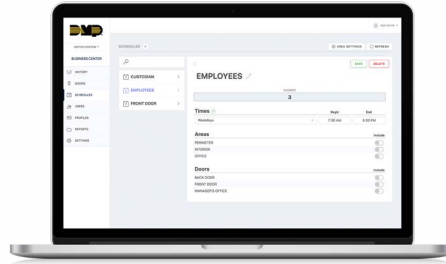
FAULTED ZONE

When a faulted zone is encountered during the arming process, the system will display an Alert Message listing the faulted zone(s) and options for Okay, Bypass or Stop. Okay will force arm all faulted zones. Zones that are force armed are restored into the system if they later return to normal. Bypass will bypass all faulted zones. A zone that is bypassed remains bypassed until the system is disarmed. Stop will stop the system from arming.



SCHEDULES

Schedules allow users to add, edit or delete schedules. Schedules affect arming, outputs, doors and Favorites. When the tab is selected, all the schedules assigned to the current system are listed. Any updates at a keypad or by Remote Link™ will be synced automatically.

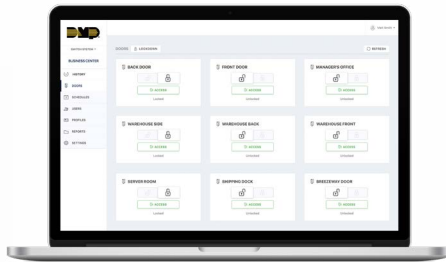


ZONE STATUS

This allows users to easily check one screen for the current status of all zones on a system. A yellow triangle indicates faulted zones.

DOOR ACCESS

Virtual Keypad gives users real-time access control with the XR and XT Series™ panels. Users can lock or unlock multiple doors.



DOOR STATUS

Use this tab to quickly verify the current status of a system's doors.

LOCKDOWN

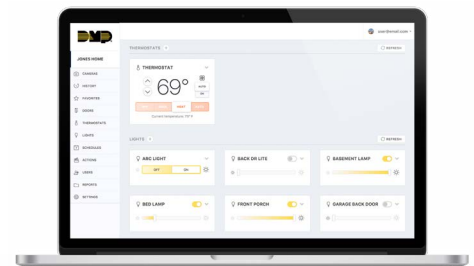
Lockdown is available for XR150/ XR550 panels by selecting Lockdown. All Public Doors and Z-Wave® Locks will lock on the system with a single click.

HOME AUTOMATION FEATURES

With Z-Wave added to the system, the user has the ability to control connected lights, thermostats, exterior door locks and other Z-Wave enabled devices. Their laptop becomes a wireless control center for their entire home or business.

The automation capabilities include Favorites. Users can define a set of parameters for their security systems and multiple Z-Wave modules, then give that set an easily remembered name for one-click control. They could create the "Good Night" favorite, for example, that would turn out or dim connected lights, lock doors, adjust the thermostat, all with one click.

This integrates with popular home devices like Apple TV, Amazon Alexa and Google Home.



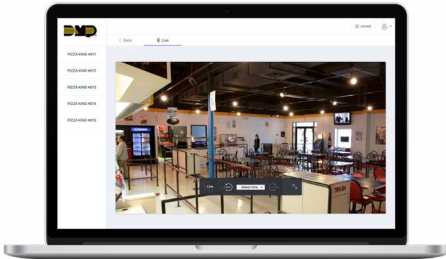
COMMERCIAL AND RESIDENTIAL APPLICATIONS

Business owners appreciate the ability to manage their security from a browser, whether they are in the office, at home or on the road. They can easily access multiple business locations by choosing the desired system from the drop-down list.

Residential users also appreciate the ability to control their systems from a computer anywhere in their home, or from an internet-connected computer while they are away from home.

VIDEO CAPABILITIES

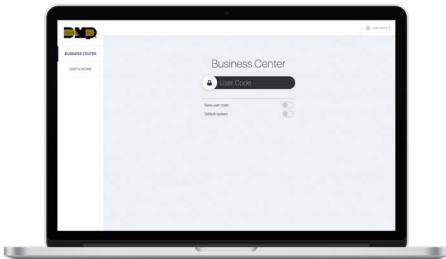
Users can incorporate up to 16 cameras, interior and exterior, wired and wireless, into their systems. Via VirtualKeypad.com, they can selectively monitor any of the cameras and record video. This improves security by enabling them to do a remote “walk-around,” either from across town or from their bedrooms.



SIMPLE USER OPERATION

Users log in with their email and password provided by the dealer. They can select the system they want to control from the drop-down list of available systems before entering their user code.

Forgotten passwords are easily retrieved by user request. A new, temporary password will be emailed to their account address so they can do a self-reset. Users can change passwords.

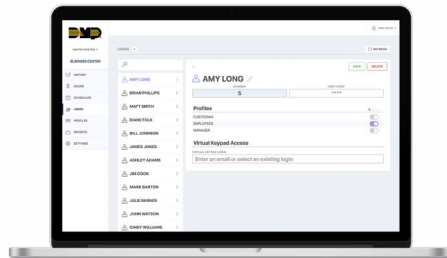


MANAGE USER CODES

You can configure accounts to include User Codes Management. This provides the system manager/owner with access to all authorized system users and the ability to add, delete and modify users and edit their codes.

For XT Series and XTL Series™ systems, the system manager can assign authority levels to each user (Master: Full authority or Arm Only authority). They can also assign users as Temporary, which are automatically deleted in seven days.

For XR150/XR550 Series panels, the system manager can assign up to four profiles, each with defined capabilities. Users are then assigned to one of these profiles. For Temporary users, the system manager can specify the date and time when the rights will expire. There are 99 profiles available to configure each user’s required access.

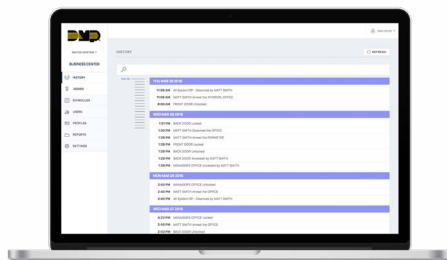


HISTORY

Users can review system activity from the History tab. Messages include:

- ▶ Alarm Events
- ▶ Arm/Disarm or Open/Close Events
- ▶ Troubles
- ▶ Sensor Activity

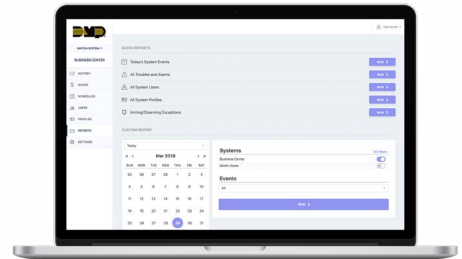
Quick Search saves time when looking for a specific event. Enter a phrase, and it narrows the system activity.



REPORTS

The Reports tab gives users the option to:

- ▶ Run reports
- ▶ Search results
- ▶ View scheduled and saved reports
- ▶ Automatically email reports on a schedule



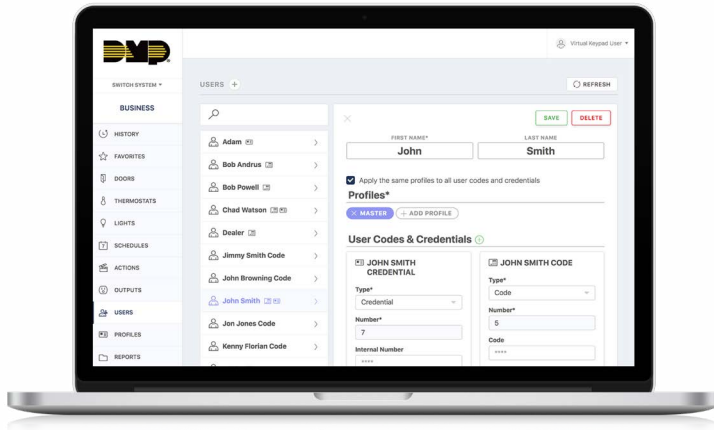
EXPANDED VIDEO FEATURES

The DMP network video recorder (NVR) works hand-in-hand with Virtual Keypad Access™ to expand storage and manipulate multiple cameras. The NVR has ports for up to eight networked cameras and can store up to 2 terabytes of footage. You can access that entire footage from the NVR or directly from VirtualKeypad.com or the Virtual Keypad app. It’s fast and simple to view security footage in live view.

Supporting ONVIF™, Hikvision® and SecureCom Wireless™ video cameras, our PoE NVR can be installed virtually anywhere as long as it’s on the same LAN network as the IP cameras.

ADMINISTRATION

Set up and manage user codes and schedules a single time for multiple panels. For facilities with multiple panels, this definitely saves time.



MANAGE CREDENTIALS

This allows you to choose either User Code or Access Card all in one record. For example, John Smith may have multiple credentials (a card, user code, fob and prox patch) all managed under his authority or profile. This credentialing hierarchy makes data entry faster and easier to manage. As a unique feature of Virtual Keypad, you can easily transfer data to multiple records.

MANAGE HOLIDAY DATES

Setting Holiday Dates provides the system with dates in the year when the normal opening and closing schedules are not used. Virtual Keypad lets you easily manage your holiday schedules, whenever you need to and wherever you are.

VIRTUAL KEYPAD ACCESS

Virtual Keypad Access expands your managed access control opportunities with additional services, generating recurring revenue. Optional modules let you create profitable customized offerings that include card/badge management, video system integration and others. Because Virtual Keypad Access is maintained via the cloud, your customers can also have the flexibility to remotely manage their own systems, if they prefer. For more information, refer to the LT-1769 Virtual Keypad Access spec sheet.

800-641-4282 | DMP.com
 2500 N. Partnership Blvd, Springfield, MO 65803
 Designed, engineered & manufactured in
 Springfield, MO using U.S. & global components

Any third-party trademarks referenced herein are the property of their respective owners and do not indicate or imply any affiliation, sponsorship or endorsement of DMP or its products.

LIMITED WARRANTY: DMP warrants that the products manufactured by DMP shall be free from defects of manufacture, labeling, and packaging for a period of three (3) years from the invoice date to the original Buyer, provided that representative samples of the defective products are returned to DMP for inspection. To read the full DMP Limited Warranty, go to DMP.com/Warranty or check the DMP Price List or Catalog.