

## FEATURE UPDATE | MARCH 2020

### Version 205 (2/18/21) Update

Effective March 8th, 2021, all 7800, 7801 (XTLtouch), and 9800 Graphic Touchscreen Keypads will be manufactured with firmware Version 205 (2/18/21). Updated units will begin shipping after current inventory is depleted. The following features are available:


#### Clean Option


The Clean Keypad Screen option locks the screen for 40 seconds so you can clean it without accidentally pressing buttons.

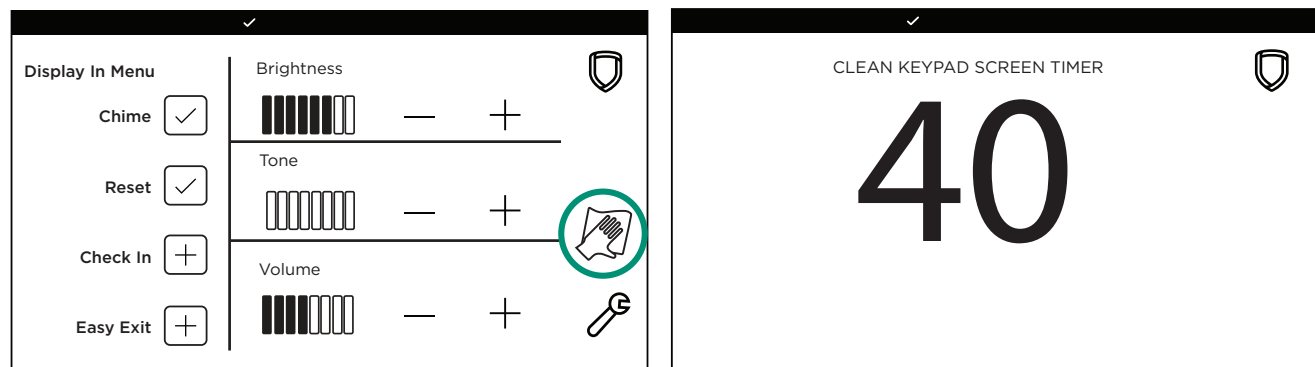
#### Clean a Touchscreen Keypad

Use gentle pressure to clean the display, screen, keys, and housing. Use only alcohol sprays or wipes that contain 70% isopropyl alcohol to clean keypad surfaces.

Avoid spraying cleaner directly onto the keypad, oversaturating cleaning cloths, or allowing cleaner to make contact with internal electronic components, cables, or power sources.

1. In the Carousel Menu, tap **Options**.
2. Tap  Clean Keypad Screen.
3. Use an alcohol wipe or spray a small amount of rubbing alcohol onto a clean, dry microfiber cloth to gently wipe down all keypad touch surfaces, removing any excess cleaner.
4. Wait 10 seconds, then completely dry all keypad surfaces.
5. If necessary, use a clean, dry microfiber cloth to gently remove streaking.


After the countdown timer expires, the keypad returns to normal operation. To exit the countdown early, press and hold the  Shield icon for 2 seconds.



#### Programming Support Improvements (7800)

Wired graphic keypads can now be used to program 734 Series Access Control Modules. This enables installers to use a 7800 Series graphic keypad to program 734 options locally.

#### Initial Power Up Improvements (9800 Series)

When a 9800 Series Wireless Touchscreen Keypad is powered on for the first time, the boot screen is displayed, then the home screen is displayed for approximately 15 seconds before transitioning automatically to the pairing screen. You can exit the pairing screen by tapping the  Shield icon.

#### General Display Improvements

Occasionally, graphic touchscreen keypads may have displayed a white screen during processing which required the user to cycle power to the keypad. Version 205 (2/18/21) fixes this issue.

## Requirements

These features do not require a panel firmware update to function.

## Obtaining the New Firmware

Firmware updates are available for download, free of charge, at [DMP.com/Dealer\\_Direct](https://dmp.com/Dealer_Direct). For update instructions, refer to the appropriate product installation and programming guides at [DMP.com/guides](https://dmp.com/guides).

If you have any questions or concerns about implementing this firmware update, call DMP Technical Support at 1-888-436-7832 or email [techsupport@dmp.com](mailto:techsupport@dmp.com).