


## FEATURE UPDATE | JUNE 2025

### New Features

Dealer Admin and Virtual Keypad have been updated to include Single Sign-On (SSO).

#### Single Sign-On

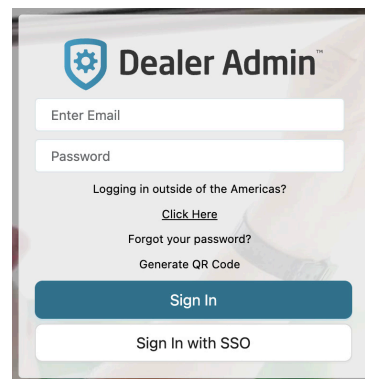
A single set of credentials can now be used to access multiple applications, including Dealer Admin and Virtual Keypad (iOS, Android, Browser).

 Note: SSO for Dealer Admin and Virtual Keypad requires a valid subscription to these services. To enable SSO, contact your DMP Regional Sales Manager or Inside Sales.

#### Dealer Admin

To access SSO on Dealer Admin, complete the following steps:

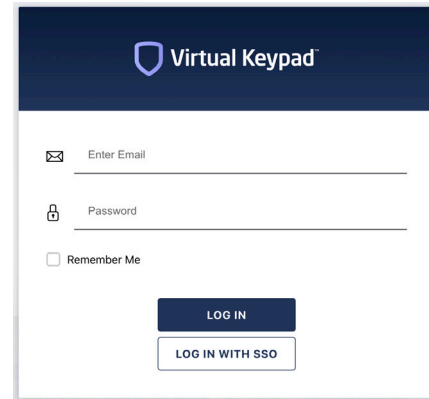
1. Navigate to the Dealer Admin home page (<http://dealer.securecomwireless.com>).
2. Select **SSO Login**. A pop-up appears requesting an SSO email.
3. Enter your email address and select **Continue**.
4. You are sent to your company log in page to put in your email and password.
5. If the email and password are valid, you are automatically returned to Dealer Admin and logged in.



#### Virtual Keypad (iOS, Android, Browser)

To access SSO on Virtual Keypad, complete the following steps:

1. Navigate to the Virtual Keypad login page.
2. Select **SSO Login**. A pop-up appears requesting an SSO email.
3. Enter your email address and select **Continue**.
4. You are sent to your company log in page to put in your email and password.
5. If the email and password are valid, you are automatically returned to Virtual Keypad and logged in.



### More Information

To learn more, refer to the following documentation:

- [Dealer Admin Help: Get Started](#)
- [Dealer Admin Help: Single Sign-On](#)
- [Virtual Keypad App Help: Log In](#)
- [VirtualKeypad.com Help: Login](#)