

Virtual Keypad™ App Android & iOS

April 2018

Version 6.11 Update

Effective April 10, 2018, the Virtual Keypad App is updated to Version 6.11 for Android and iOS devices. The following features are available.

Features

Ring® Video Doorbell Integration

The Virtual Keypad App now gives users access to their Ring Video Doorbell. Users can see, listen, and speak to visitors at their door in real time, access Ring using a smartphone, tablet, or desktop, and can be instantly notified when motion is detected.

To enable this option for the user, log in to the Dealer Admin site (DMPDealerAdmin.com) and access a user's system by clicking their **Account** number. Click **Edit** and enable the **Ring Doorbell** option under **Included Features**. Click **Save** and the user will see **Doorbell** in their navigation menu in the Virtual Keypad App.

Google Home™ Integration

Users can now use Google Home to control their Z-Wave™ lights, locks, thermostats, and their system's arming capability. Simply use voice commands to arm a system, check zone status, activate favorites, and turn outputs on and off.

1. To use this feature, the user should download the free Google Home app and log in with their Google account information.
2. Search for the **Virtual Keypad** smart home action and enable it.
3. To connect to the arming action, the user should say "OK Google, talk to Virtual Keypad", and then follow the instructions provided in the Google Home app.
4. Say "OK, Google" and then say one of the following actions:
 - "Arm my system home."
 - "Arm my system sleep."
 - "Arm my system away."
 - "Arm my system all."
 - "Arm my system perimeter."
 - "Activate *favorite name*."
 - "Turn *kitchen* light on, off, or to 50 percent."

Output Control

Users now have more options to control outputs connected to their system. Simply tap **Outputs** in the navigation menu and the options provided are **On**, **Off**, and **Momentary**. When tapping **Momentary**, the output will remain on for one second and then automatically turn off. This feature is useful when users want to momentarily activate their output devices such as garage doors, sprinkler systems, and lights. See Figures 1 and 2.

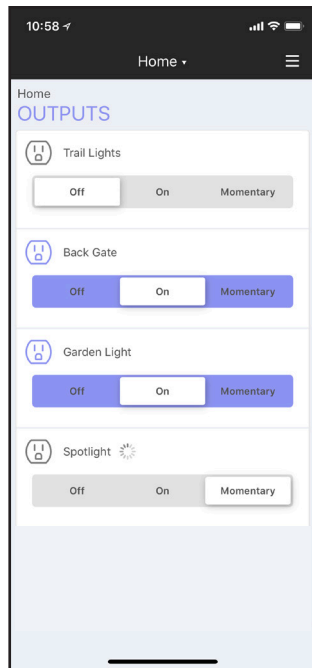


Figure 1: Spotlight Momentarily On

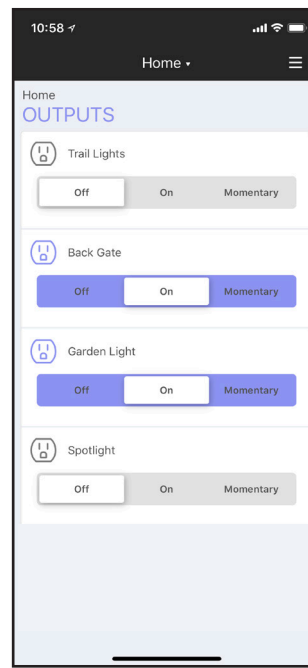


Figure 2: Spotlight Off

System Selector

Users now have a new way of switching between their systems in the Virtual Keypad App. At the top of the screen, tap the system name to display a list of systems. Tap the desired system or tap **Cancel** to return to the previous system. See Figures 3 and 4.

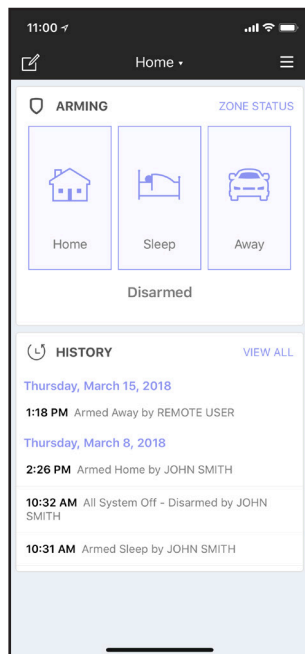


Figure 3: System Selector

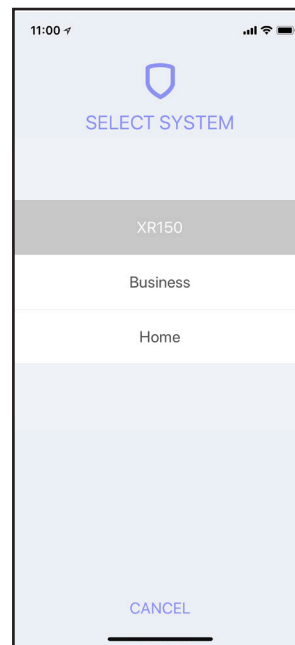


Figure 4: Select a System

Obtaining the New Software

Virtual Keypad App updates are available for download, free of charge, from the Google Play Store and the App Store.