

Virtual Keypad™ App Android and iOS

May 2016

Version 5.2 (Android)/5.1 (iOS) Software Update

Effective May 9, 2016, the Virtual Keypad™ App is updated to Version 5.2 for Android and Version 5.1 for iOS Software.

Features

This feature is compatible with Android Version 4.2 or higher and iOS Version 8.0 or higher operating systems. This feature is not compatible with the V-4408D Network Video Recorder (NVR).

Additional Camera Settings

The Virtual Keypad App™ now has an expanded camera settings section for both Android and iOS platforms. Users can customize the following functions by navigating to the Camera screen, tapping the Edit icon and selecting Edit. Each camera available will display a settings icon in the top left corner. Tap the setting icon to access the camera settings menu. See Figures 1 through 4.

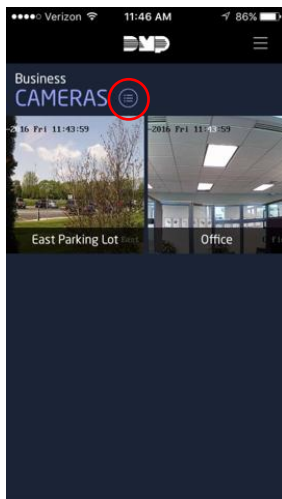


Figure 1:
Cameras Display

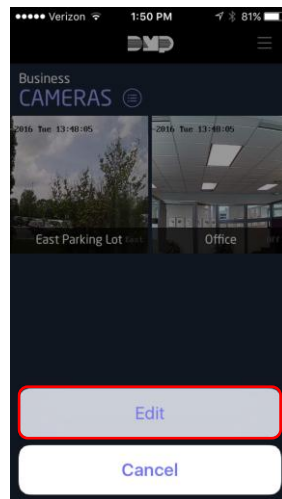


Figure 2:
Edit Cameras

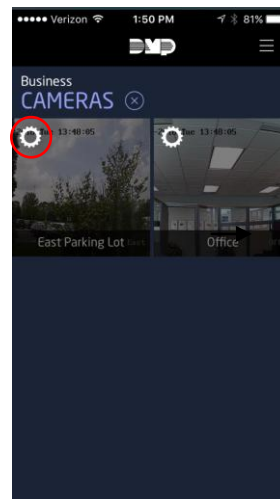


Figure 3:
Choose Camera to Edit

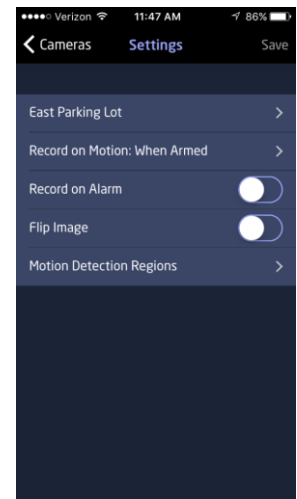


Figure 4:
Camera Settings Menu

Camera Name

Select the camera name to open the Rename Camera option. See Figure 5.

Record on Motion

To set a camera to record when motion is detected, tap the Record on Motion option and then choose from Always, Never, or When Armed. See Figure 6.

Record on Alarm

When enabled, the camera will provide recorded footage beginning five seconds before an alarm and continuing through fifteen seconds after the alarm. Two additional twenty-second clips will be available for a total of one minute of footage.

Flip Image

Activate this setting to change the perspective of ceiling-mounted cameras and keep the correct perspective.

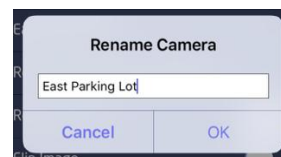


Figure 5:
Rename Camera



Figure 6:
Record on Motion Options

Motion Detection Region

This feature is only available for Hikvision cameras. Place, adjust, and delete up to four regions of motion detection per camera. The camera will record footage from five seconds before until fifteen seconds after motion is detected.

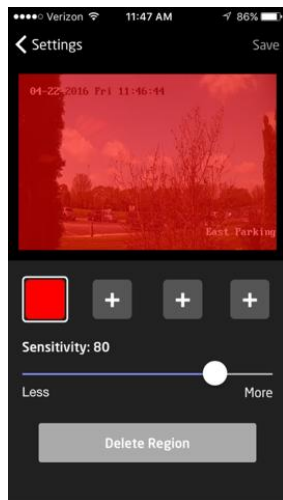


Figure 7: Primary Motion Detection Region



Figure 8: Multiple Motion Detection Regions

Reset Password Prompt

New app users automatically receive a welcome e-mail that includes a randomly generated password and a link to the app. When the new user clicks the link, the app opens to the log in screen with the username and password auto-filled. If the user taps Log In, a pop-up message displays and provides options for changing the password. The pop-up shows three options: Set Password, Remind Me Later, and Don't Ask Again.

Obtaining the New Software

Virtual Keypad App™ updates are available for download free of charge from the Google Play Store and the App Store.