

Virtual Keypad App Android April 2015

Version 4.4.0 Software Update

Effective April 24, 2015, the Virtual Keypad™ App for Android systems has been updated to Version 4.4.0 Software.

Features


Traffic Count


A new Traffic Count screen is available for the Virtual Keypad App from the Tab Bar. Traffic Count data displays for the 10 lowest numbered Night (NT) and Exit (EX) type zones with Traffic Count set to YES in Zone Information of panel programming. Traffic Count updates each time the system is armed. To allow App users to view the TRAFFIC COUNT screen from the Virtual Keypad App enable Traffic Count from the vk.securecomwireless.com website. Traffic Count is compatible with the following control panel firmware:

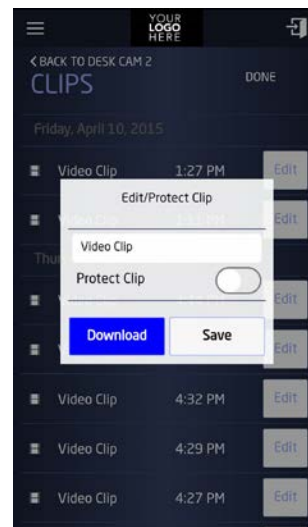
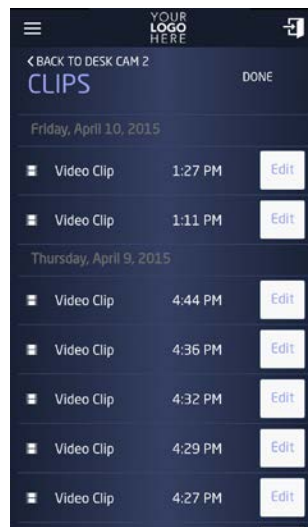
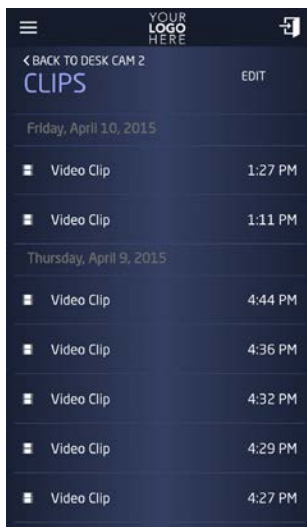
- XT Series Version 122 (TU-0779)
- XR150/XR350/XR550 Version 109 (TU-0780)



Download Clips


App Users can now download recorded video clips to their device. To download a clip, tap the EDIT icon 

then the EDIT button  to display the Edit/Protect Clip popup. Tap in the text box to change the name of the Video Clip. Tap the new Download button to download the video clip to the Gallery photo app on your mobile device. The first time a video clip is downloaded, a notification displays a request to allow the Virtual Keypad App to create a Virtual Keypad folder for the download in Gallery. Future clips will be saved to the same folder.






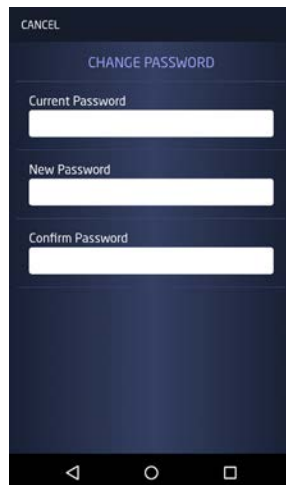
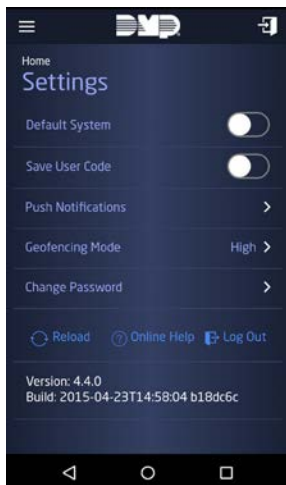
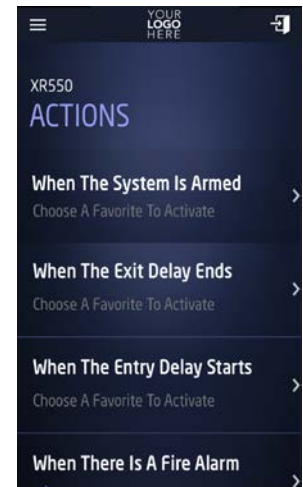
History Screen Improvements

The History screen  now displays the time for an event in an improved format. This list is populated based on the settings in the Push Notifications settings screen. Each event will be grouped by date and listed by time - latest to earliest.

“When The System Is Armed” Favorite Action

The Actions Screen  now allows the user to choose a Favorite to activate when the system is armed. Tap “When The System Is Armed” to display a list of Favorites programmed in the system. The selected Favorite is automatically programmed in the Armed Output in Output Options of panel programming. This feature is compatible with XT and XTL Series control panels operating with Version 122 or higher firmware. See the control panel programming guide for more information:

- XT Series Programming Guide (LT-0981)
- XTL Series Programming Guide (LT-1108)




Change Password

The Settings Screen now allows the user to change their Virtual Keypad App password from their mobile device. Tap Change Password to open the CHANGE PASSWORD screen. Tap the text box for Current Password and enter the current password. Tap the New Password and Confirm Password text box to enter the new password. Tap SAVE to save the new password. Tap CANCEL at anytime to keep the current user password.

Obtaining the New Software

Virtual Keypad App updates are available for download free of charge from the Google Play Store.

TU-0781 © 2015 Digital Monitoring Products, Inc.

	800-641-4282	INTRUSION • FIRE • ACCESS • NETWORKS
	www.dmp.com	2500 North Partnership Boulevard
	Designed, Engineered and Assembled in U.S.A.	Springfield, Missouri 65803-8877