

Virtual Keypad App iPhone April 2015

Version 4.5.0 Software Update

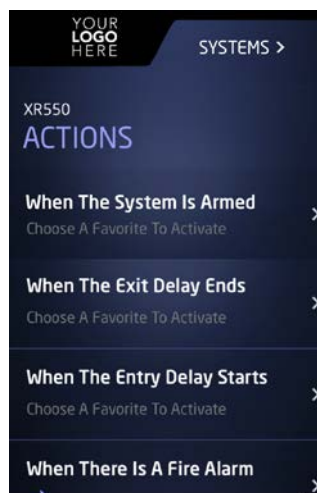
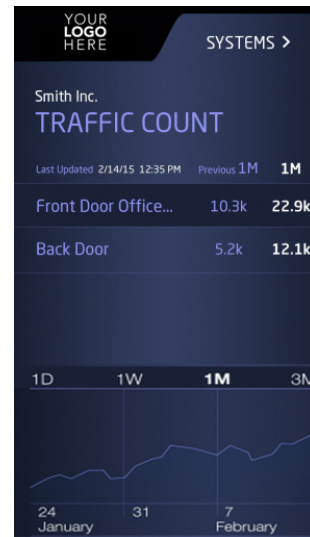
Effective April 24, 2015, the Virtual Keypad™ App for Apple iPad/iPhone systems has been updated to Version 4.5.0 Software.

Features


Traffic Count

A new Traffic Count screen is available for the Virtual Keypad App Tab Bar. Traffic Count data displays for the 10 lowest numbered Night (NT) and Exit (EX) type zones with Traffic Count set to YES in Zone Information of panel programming. Traffic Count updates each time the system is armed. To allow App users to view the TRAFFIC COUNT screen from the Virtual Keypad App enable Traffic Count from the vk.securecomwireless.com website. Traffic Count is compatible with the following control panel firmware:

- XT Series Version 122 (TU-0779)
- XR150/XR350/XR550 Version 109 (TU-0780)




“When The System Is Armed” Favorite Action

The Actions Screen  now allows the user to choose a Favorite to activate when the system is armed. Tap “When The System Is Armed” to display the list of Favorites programmed in the system. The selected Favorite is automatically programmed in the Armed Output option in Output Options of panel programming. This feature is compatible with XT and XTL Series control panels operating with Version 122 or higher firmware. See the control panel programming guide for more information:

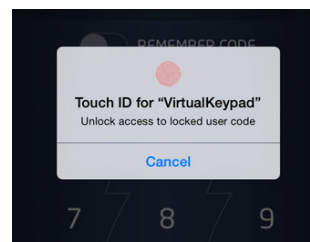
- XT Series Programming Guide (LT-0981)
- XTL Series Programming Guide (LT-1108)

Touch ID



App Users with Touch ID enabled iOS devices can now use their saved iOS Touch ID fingerprint to log into the Virtual Keypad. To enable Touch ID login for the App:

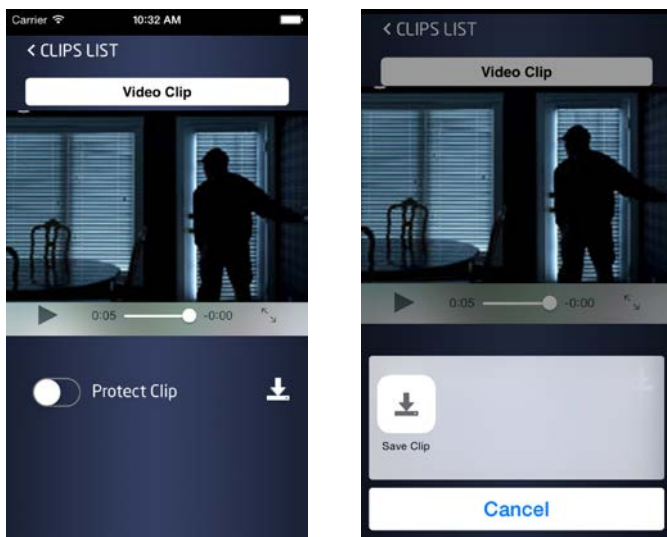
1. Log into the App using your email address and password.
2. Open the Settings  tab and tap the Touch ID toggle to enable.

Next time you open the App, press your finger on the Home button to log in.




Download Clips

App Users can now download recorded video clips to their device. When viewing a clip, tap the new Download icon  and then the Save Clip icon  to download the video clip. The first time a video clip is downloaded, a notification displays a request to allow the Virtual Keypad App to create a Virtual Keypad folder for the download in Photos. Future clips will be saved to the same folder.



History Screen Improvements

The History screen  now displays the time for an event in an improved format. This list is populated based on the settings in the Push Notifications settings screen. Each event will be grouped by date and listed by time - latest to earliest.



Obtaining the New Software

Virtual Keypad App updates are available for download free of charge from the Apple App Store.