

## Virtual Keypad App iPhone May 2014

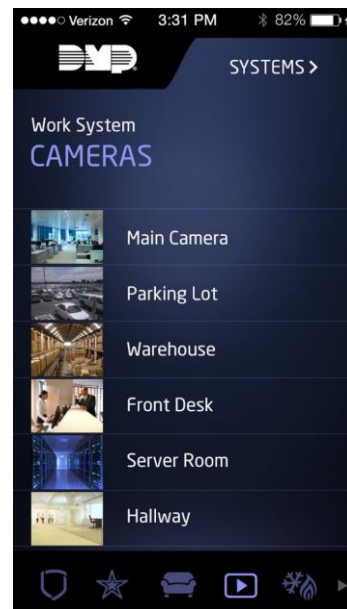
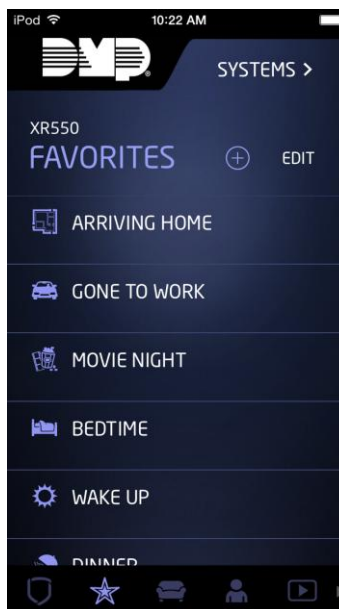
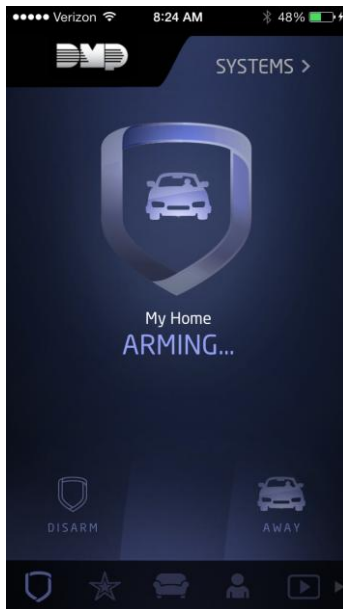
### Version 4.0 Software Update

Effective May 5, 2014, the Virtual Keypad™ App for Apple iPad/iPhone systems will be updated to Version 4.0 Software.

### Features

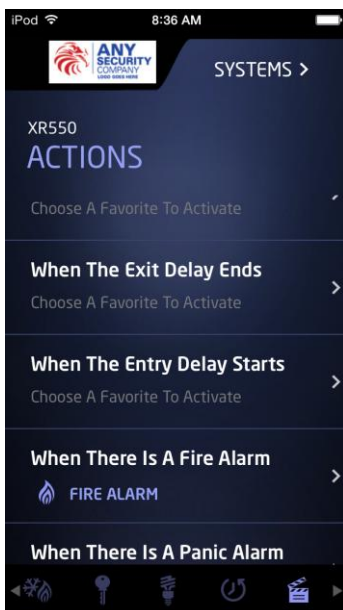
#### Updated Interface

The Virtual Keypad App now features a new, easy to navigate user interface. The interface is designed to resemble the 7800 Series Graphic Touchscreen Keypad to provide a consistent and familiar interface to the user.



#### Actions Tab

An Actions tab has been added to the tab bar to give App users the option to activate Z-Wave Favorites when specific system events occur. For example, 'When The Exit Delay Ends' a Favorite could activate that turns off the lights and makes changes to the thermostat.




Favorites can be assigned to activate for the following system events:

- When The System Is Disarmed
- When The Exit Delay Starts
- When The Exit Delay Ends
- When The Entry Delay Starts
- When There Is A Fire Alarm
- When There Is A Panic Alarm
- When There Is A Burglary Alarm

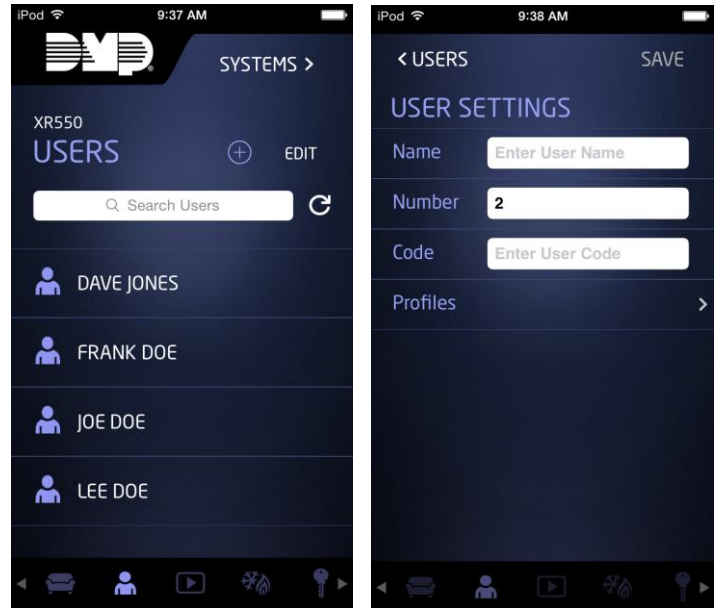
## XR550 Series User Code Management

From the Users tab of the Virtual Keypad App, users can now Add, Edit and Delete users of XR550 Series Control Panels operating with Version 105 or higher software.

To add a user, tap the Add icon  in the Users tab. Enter the user's information in the User Settings screen.

- User Name - Up to 32 Characters
- User Number 1-9999 for XR550 Series Panels. The next available user number is displayed by default. The user may enter a different number. Leading zeros are not required.
- User Code - XR550 Series panels allow for 3 to 6 digit User Codes. Area System - enter 3 - 6 digits. All/Perimeter, Home/Sleep/Away, or Home/Away - enter 4 digits.
- Profiles - At least one profile must be selected and up to four may be assigned to the user. Profile 1 is selected by default.

Selecting SAVE creates the user in the control panel. To edit, select EDIT in the Users tab and select the EDIT icon next to the user. To delete, select EDIT in the Users tab and select the DELETE icon next to the user. To retrieve an updated list of users from the control panel, select the Refresh icon above the list of users.



## Editing Jason Smith Home

Name \*

XR550

Postal code

65803

### Services

☒ App

☒ API

App access is required for the following to be enabled

#### Included Features

☒ Favorite Edit

☒ Z-Wave Device Edit

☒ Favorite Action Edit

☒ User Codes Management

#### Add-on Features

☒ Thermostats

☒ Lights

☒ Locks

☒ Video

☒ Sensor Activity

## Enabling User Code Management

User Code Management is enabled by selecting a check box when a system is created or edited at [vk.securecomwireless.com](http://vk.securecomwireless.com).

**Note:** Once enabled, the App user must select Reload Systems from the Settings tab for the Users tab to become available in the App.

## Obtaining the New Software

Virtual Keypad App updates are available for download free of charge from the Apple App Store.

TU-0731© 2014 Digital Monitoring Products, Inc.



800-641-4282

[www.dmp.com](http://www.dmp.com)

Designed, Engineered  
and Assembled in U.S.A.

INTRUSION • FIRE • ACCESS • NETWORKS

2500 North Partnership Boulevard

Springfield, Missouri 65803-8877