

## Version 201 Update

Effective April 20, 2020, all XT Series Panels are being manufactured with Version 201 firmware.

## Panel Features

### Quick Cell Conversion

When upgrading cellular communicators from CDMA or HSPA to LTE, Version 201 firmware introduces a quick and easy way to perform a cell conversion. As soon as the cellular communicator is switched from CDMA or HSPA to LTE, the SIM number of the old CDMA or HSPA communicator is automatically deactivated and the SIM number of the new LTE communicator is automatically activated. The panel then automatically initiates a communication test to the central station. When the test is complete, the keypad will announce and display a pass or fail message in the status list. The LTE conversion and rate plan are also automatically updated.

## Panel Enhancements

### Custom Action Enhancements

Previously, only a zone activation would trigger a custom action. With XT Version 201, system events such as arming or disarming, fire alarms, and panic alarms will also now trigger custom actions.

### Duplicate Connection Issue Resolution

XT Version 201 enhances how systems handle duplicate connections when using Dealer Admin, Virtual Keypad, and Remote Link. User code information has been added to specific system event notifications such as Arming/Disarming, Output ON/OFF, Remote Panic, and Cancel/Verify. This resolves an issue where the user who triggered the event was not accurately shown.

## Supporting Software Updates

- **Dealer Admin Version 2.39** - Supports Network Communication Type for Network Keypad.
- **Virtual Keypad Version 6.25** - Supports Custom Action enhancements.
- **Virtual Keypad Website Version 2.24.0** - Supports Custom Action enhancements.





## Obtaining the New Firmware

XT Series firmware updates are available, free of charge, on Dealer Admin ([dealer.securecomwireless.com](http://dealer.securecomwireless.com)) or [DMP.com/Dealer\\_Direct](http://DMP.com/Dealer_Direct).

## Important Future Update

As of the release of XT Version 202 firmware (coming in mid-June 2020), Messaging Setup will no longer be available in the panel programming menu. If you have customers that would like to continue to receive SMS messages for panel events, refer them to [VirtualKeypad.com](http://VirtualKeypad.com). There, they can setup their notification options to get SMS, email, and push notifications. To do this, navigate to the **Notifications** tab. Here you can select existing notifications or create new notifications. In the **Recipients** section, you may select to receive notifications through Push, Text, or Email.

### Recipients

 SOPHIE NAMIR	<input type="checkbox"/> Push 	<input checked="" type="checkbox"/> Text	<input type="checkbox"/> Email
 TOM LONDON	<input checked="" type="checkbox"/> Push 	<input type="checkbox"/> Text	<input checked="" type="checkbox"/> Email

VirtualKeypad.com Notification Types