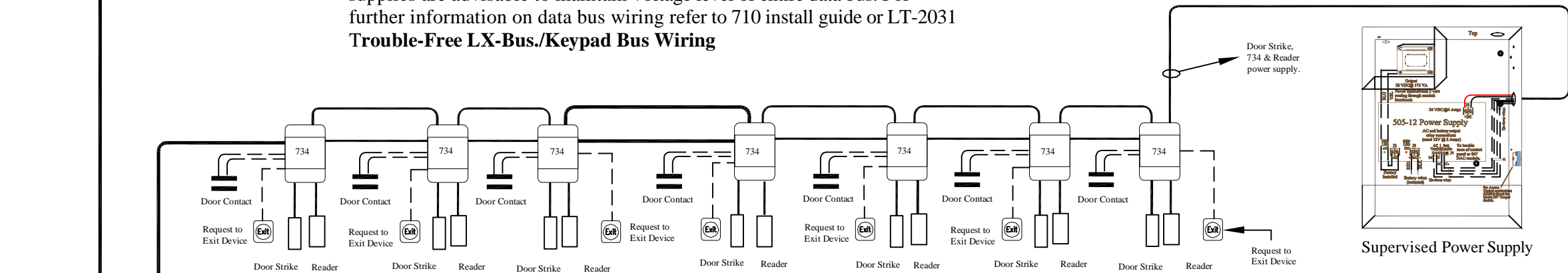


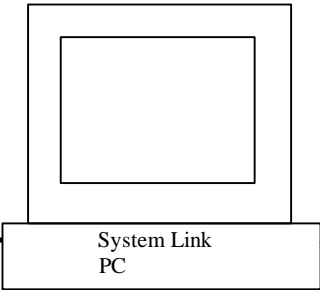
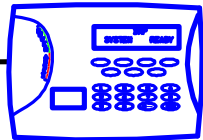
Note: No more than a two volt drop between the XR500 and the last device on the Keypad Bus. Use of 710 Bus Splitter Repeater modules and power supplies are advisable to maintain voltage level of entire data bus. For further information on data bus wiring refer to 710 install guide or LT-2031

Trouble-Free LX-Bus./Keypad Bus Wiring



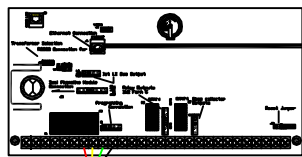
710
Bus
Splitter
Repeater

7063
Keypad



Admin Reader USB

LAN Network connection to PC running System Link & Advanced Reports Software with Admin Reader USB for credential enrollment



XR500N

15 door system

Architects and
Engineers
CAD Drawings



Digital Monitoring Products
2841 E. Industrial, Springfield, MO 65802

FILE NAME	
DRAWN LK DATE 9/17/2007	
CHECKED	SCALE NTS
APPR'VD	SHEET 1 OF 1

TITLE	Example of 15 Door Access System
PART NO.	REV.