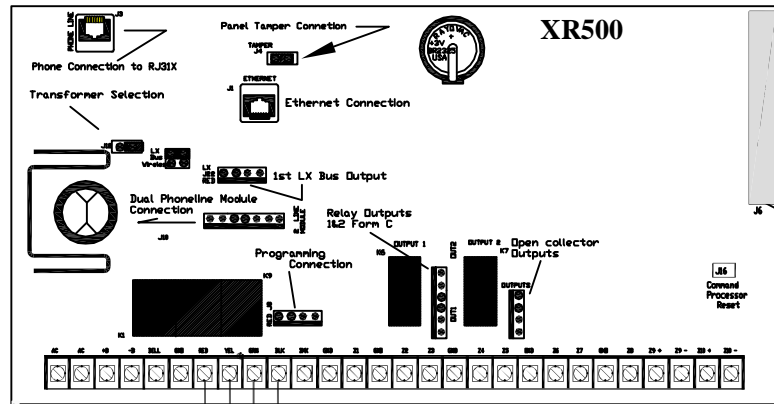
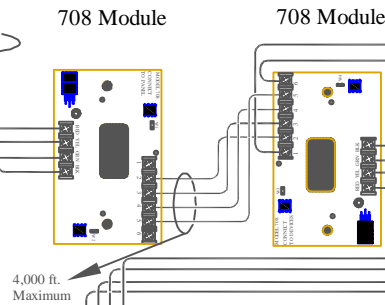


Expansion Bus Module
Models: 462N, 462P, 472
& 481

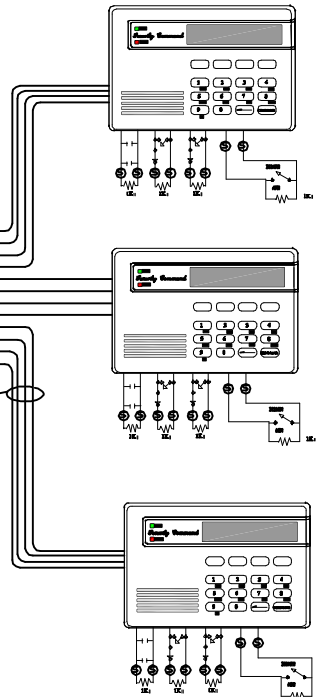


2,500 ft. on run from Control Panel to 708. A 710 Module and additional Power Supplies may be needed. Refer to Documents LT- 0585 and LT-0310 for further information. No more than 15,000 feet of wire over entire keypad run.



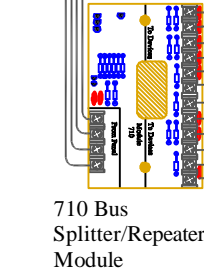
710 Bus
Splitter/Repeater
Module

2,500 ft. on run from 710 to the end of Keypad Bus. It may be necessary to use an additional power supply. Do not common panel positive with power supply positive. See document LT-0310 for further details.

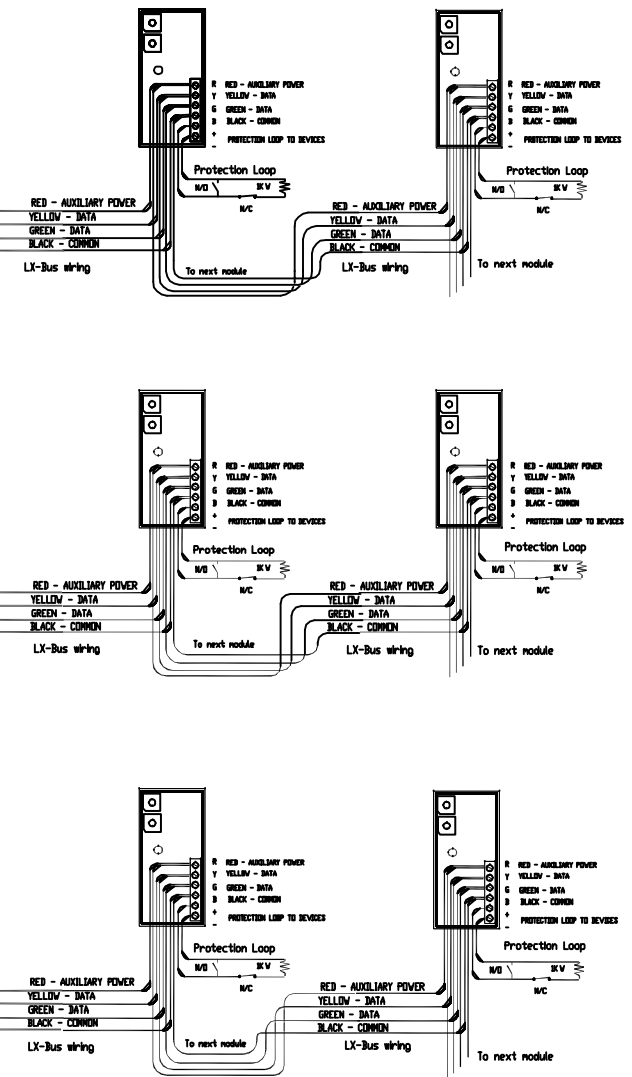


2,500 ft. with no more than 40 711 modules. If exceeding 40 devices use another 710 at the end of the run and check voltage. An additional power supply may be needed. Refer to Doc. LT-0310 for further details.

708 Module



DMP Power Supply Models
502, 505, Or
508



Architects and
Engineers
CAD Drawings



Digital Monitoring Products
2841 E. Industrial, Springfield, MO 65802

FILE NAME	TITLE
DRAWN LK DATE 9/24/2007	708\710 Application
CHECKED SCALE NTS	PART NO. REV.
APPR'VD SHEET bf 1	