

Virtual Keypad App™ Android & iOS

July 2017

Version 5.5 Update

Effective July 11, 2017, the Virtual Keypad App is updated to Version 5.5 (7/11/17) for Android and iOS software.

Features

Apple Pay for OnDemand Monitoring (iPhone only)

With Version 5.5 (7/11/17), Virtual Keypad App users can choose **Apple Pay** as a method of payment when scheduling OnDemand Monitoring. See Figures 1 and 2.

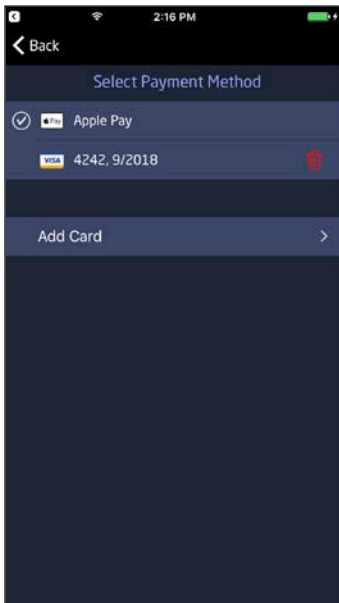


Figure 1: Apple Pay Payment

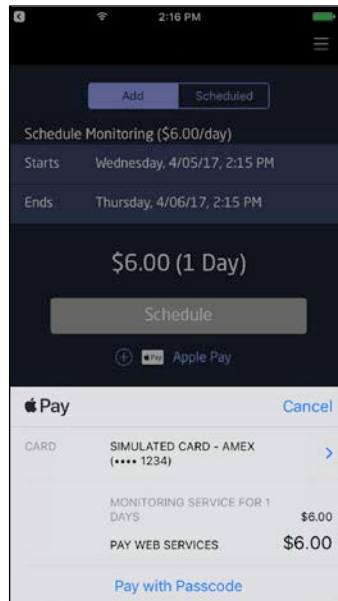


Figure 2: Apple Pay Option for OnDemand Monitoring

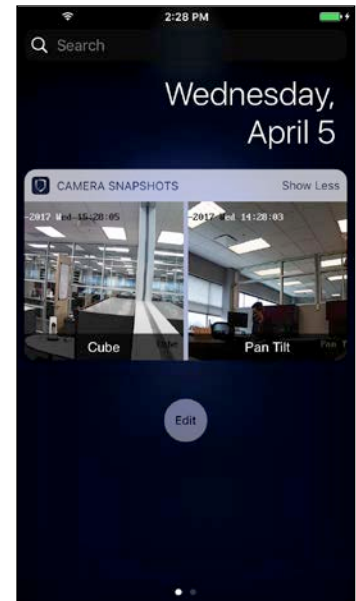


Figure 3: Camera Snapshot Widget

Camera Snapshot Widget (Android & iPhone)

Users can now view snapshots from their security cameras by swiping down from the top of their screen. See Figure 3.

Add Virtual Keypad Users from the App (Android & iPhone)

Users now have the ability to add app users from the user section of the app. When a user creates a new app user, he or she can choose to either **Create a New Login** or **Use Existing Login**. See Figure 4. Creating a new login requires the user to enter a new email address to associate with the new app user. See Figure 5. Using an existing login displays a list of email addresses already associated with the customer. See Figure 6. Once the app user has been created, his or her email shows up on the user screen.

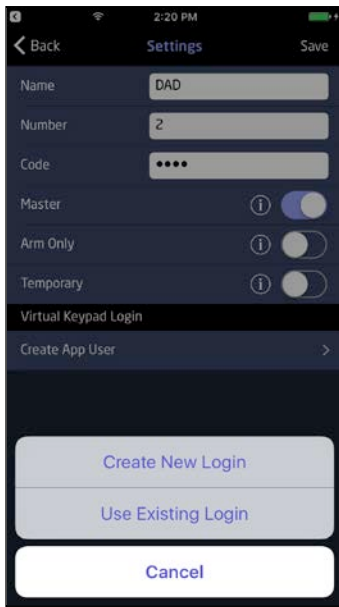


Figure 4: Create a New App User

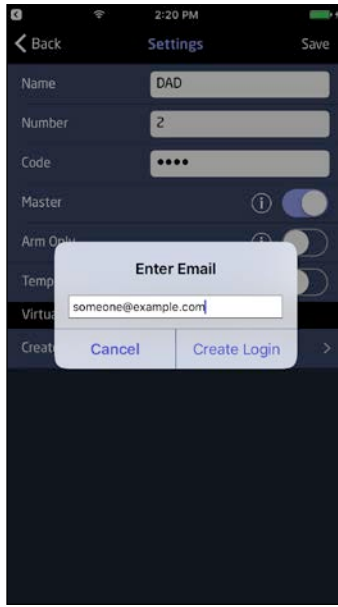


Figure 5: New App User Email




Figure 6: List of Existing Emails

3D Touch (iPhone only)

3D touch allows users with an iPhone 6S or newer device to select up to four quick actions to access from their home screen. See Figure 7. 3D touch setup is now available in the **Settings** section for users with only one system. To display Virtual Keypad App quick actions, force touch the app icon.

Instant Arming (Android & iPhone)

Instant Arming is now available for users whose systems have been updated to Version 171 firmware. Users are now be able to press and hold the appropriate arming option to arm their system instantly. See Figure 8.

Send User Codes to Locks (Android & iPhone)

User codes can now be sent to Z-Wave™ locks on systems with Version 171 firmware. Simply navigate to the **Users** screen and choose a user number between 1 and 20. Select **Send Codes to Locks**. See Figure 9. The panel then sends the selected user code to any associated Z-Wave locks.

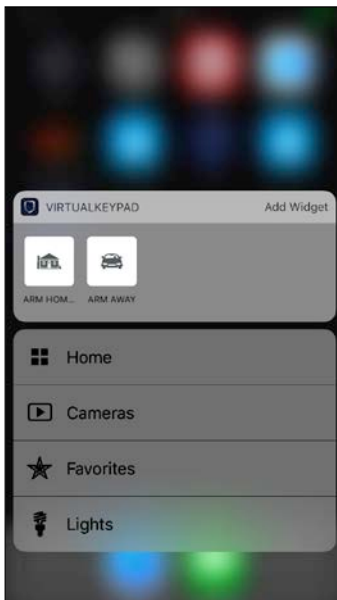


Figure 7: 3D Touch Options

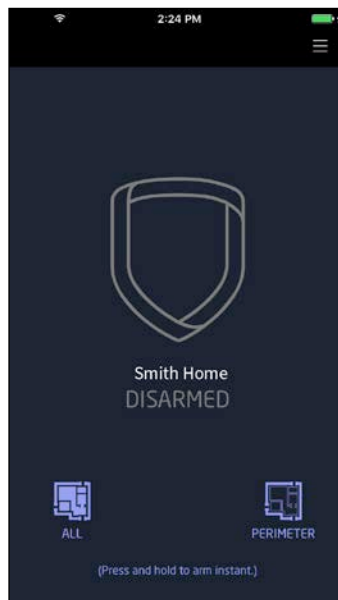


Figure 8: Instant Arming

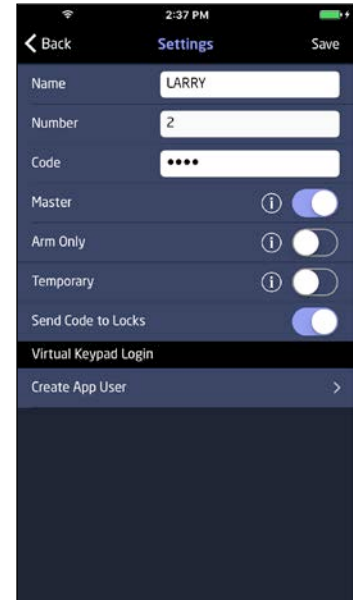


Figure 9: Send Code to Locks

Sunrise/Sunset Schedules (Android & iPhone)

The Virtual Keypad App now supports Sunrise/Sunset Schedules. Sunrise/Sunset Schedules use a panel's weather zip code to stay synced with sunrise and sunset times throughout the year. You can use the Virtual Keypad App to add this feature to Favorite and Output schedules on XT30/XT50 and XTLplus Series panels, as well as Time schedules on XR150/XR550 Series panels. See Figures 10, 11, and 12.



Figure 10: Sunrise/Sunset for Output Schedules

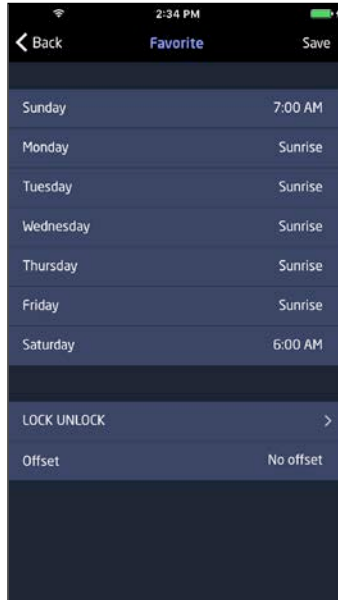


Figure 11: Sunrise/Sunset for Favorites Schedules

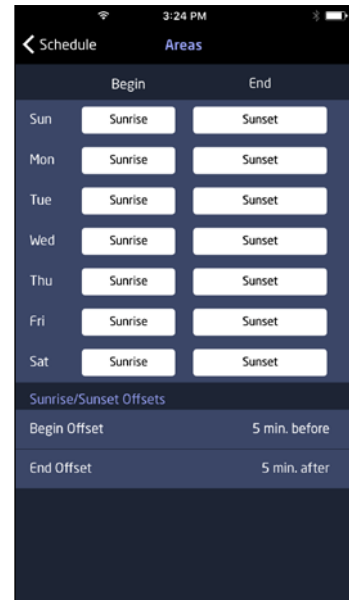


Figure 12: Sunrise/Sunset for Times Schedules

New Arming Actions (Android & iPhone)

For panels with Version 171 or higher firmware, new arming actions are available based on the user's system arming type. See Figure 13. This feature is only available for XT30/XT50 and XTLplus Series panels with a Home/Away, Home/Sleep/Away, or All/Perimeter system arming types.

Traffic Count Push On/Off (Android & iPhone)

For systems with Traffic Count enabled, users can now turn off the push notification they receive when they arm their system. See Figure 14.

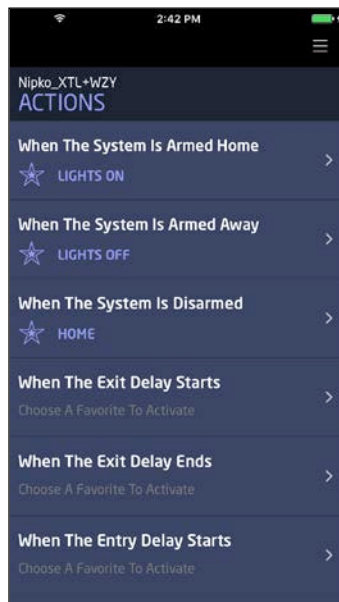


Figure 13: Arming Actions for a Home/Away System

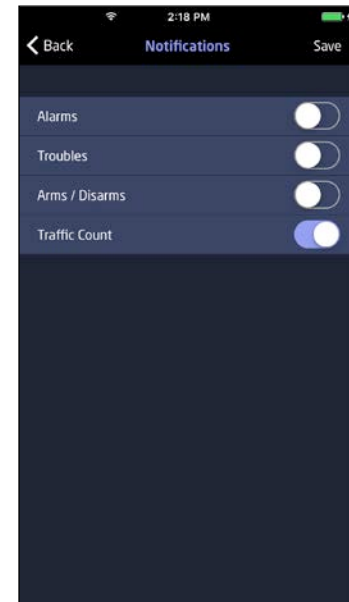


Figure 14: Turn off Traffic Count Push Notifications

Obtaining the New Software

Virtual Keypad App™ updates are available for download free of charge from the Google Play Store and the App Store.