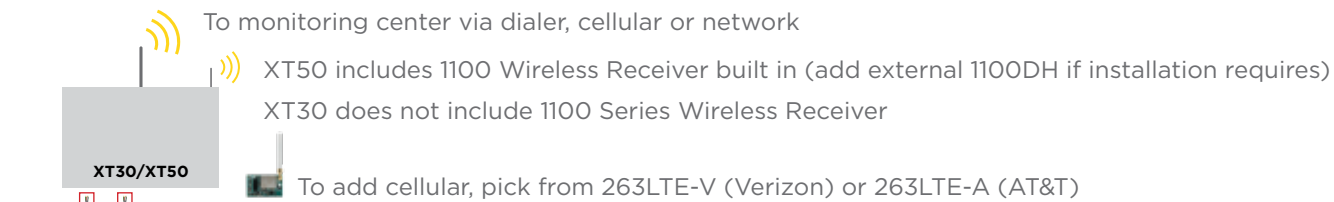


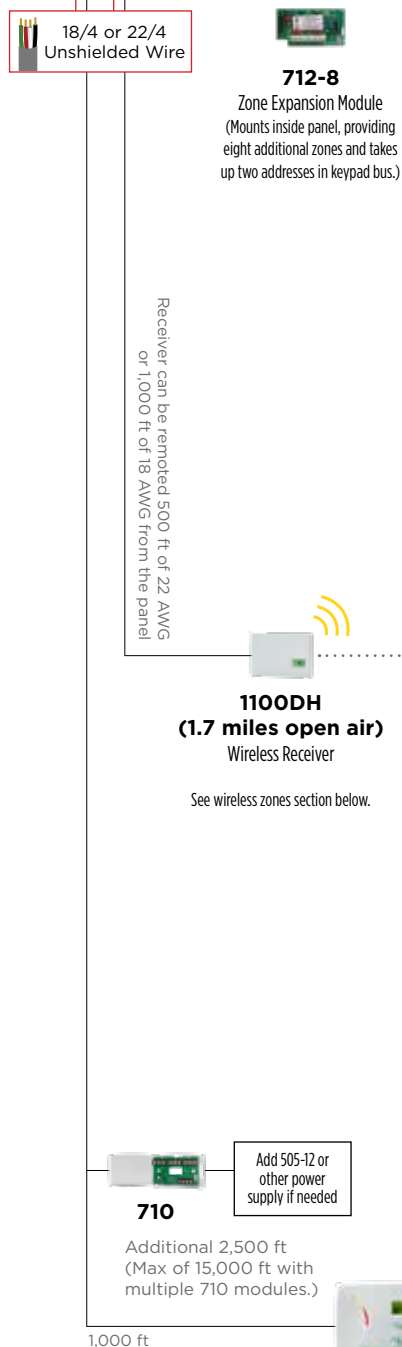
# XT SYSTEM DESIGN GUIDE



# XT SYSTEM DESIGN



## WIRELESS DEVICES



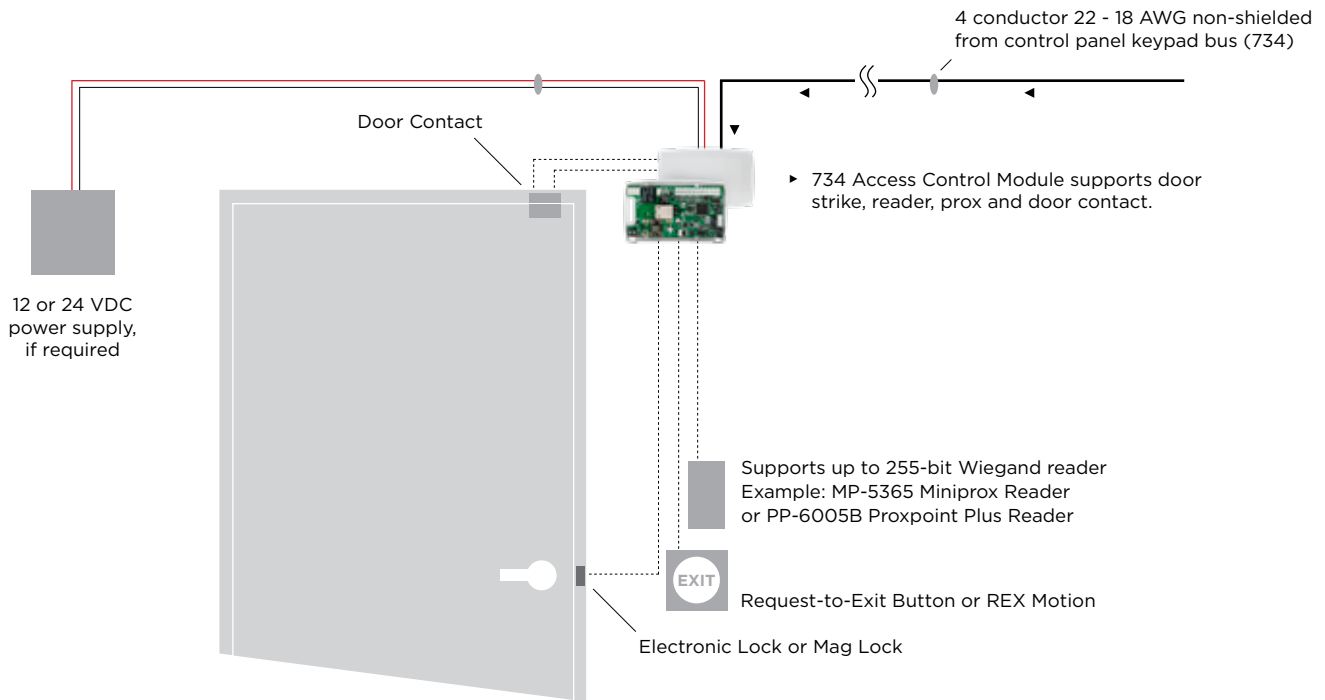
 <b>1100R (1,200 ft)</b> Repeater (Max of 8 Repeaters)	 <b>1101</b> Universal Transmitter (Internal and/or External)	 <b>1102</b> Universal Transmitter	 <b>1103</b> Commercial Universal Transmitter with Wall Tamper (Internal and/or External)	 <b>1106</b> Universal Transmitter
 <b>1107</b> Micro Window Transmitter	 <b>1114</b> Four-Zone Expander Add 4 Hardwired Zones	 <b>1116</b> Relay Output	 <b>1117</b> LED Output Annunciator	 <b>1119</b> Door Sounder "Detex"
 <b>1122</b> PIR	 <b>1126R</b> 360° Ceiling Mount PIR (20' Radius @ 8' Height)	 <b>1127C</b> Wall Mount Curtain PIR (50' Curtain)	 <b>1127W</b> Wall Mount Wide Angle PIR (36' and 84")	 <b>1128</b> Glassbreak Detector (12' Range)
 <b>1134</b> Access Control Module	 <b>1135</b> Siren (Adjustable to 110 dB or 100 dB)	 <b>1136</b> Remote Chime	 <b>1139</b> Bill Trap	 <b>1141</b> Wall Button
 <b>1142</b> Two-Button Hold-Up Transmitter (Under Counter)	 <b>1144-1</b> One-Button Key Fob (Panic)	 <b>1144-2</b> Two-Button Key Fob (Arm/Disarm)	 <b>1144-4</b> Four-Button Key Fob (Programmable)	 <b>1144-D</b> Dual-Button Key Fob (Panic)
 <b>1166</b> Smoke Ring	 <b>1168</b> Smoke/CO/Low Temp Detector	 <b>1183</b> Heat Detector	 <b>1184</b> CO Detector	



Zone expanders use up one address for every four zones. Example: A 714-8 takes up two of the available keypad bus addresses.

# XT SYSTEM APPLICATIONS

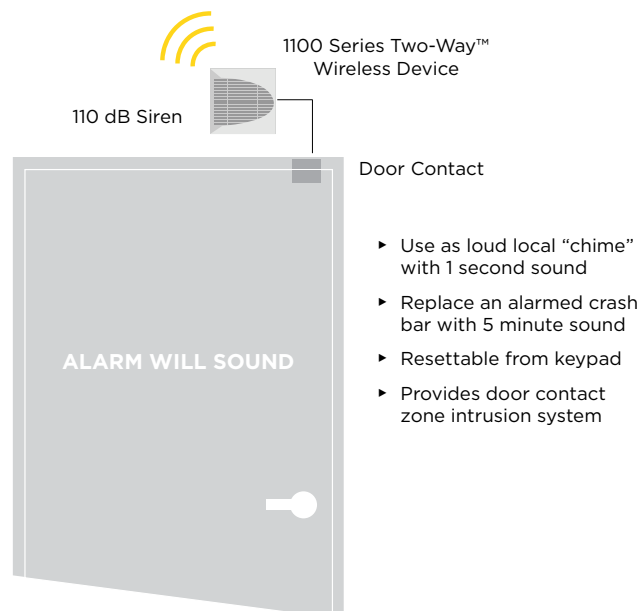
## ADD A DOOR OF ACCESS CONTROL



Unlike the access control capabilities of our XR Series™ panels, the door access capabilities of the XT panel are basic. The biggest advantage of XT50 door access is the ability to easily grant access to doors electronically. Concerns of unreturned keys and key duplication are eliminated by using this functionality. On the XT50 panel, all enrolled cards will work on all system readers at all times.

Doors with readers will always be locked unless they are manually unlocked by the user. There are no schedules or profiles applied to users or doors in the XT50 system. On the XT50, there is no buffer history of any credential used nor is there any integration with Virtual Keypad™. Doors will not be able to be opened through a keypad, menu or system zone.

## 1119 WIRELESS SOUNDER & ZONE



PANEL SPECIFICATIONS

	XT30	XT50
Total Number of Zones	42	58
Number of Possible Hardwired Zones	42	42
Number of Possible DMP Wireless Zones	28	48
Number of Areas	6	6
Event Buffer	100	200
Number of User Codes	30	99
Number of Door Access Points	8	8
Number of Supervised Keypads	8	8
Auxiliary Power	500 mA	500 mA
Switched 4-Wire Smoke Detector Power	100 mA	100 mA

KEYPAD FEATURES

Model	Series	Zones	Normal Backlight	Internal Relay	Wiegand Input	Internal Prox	Compatible Panels
7060	Thinline	None	Green	No	No	No	XT & XR Series
7063	Thinline	None	Green	No	No	Yes	XT & XR Series
7070	Thinline	Four	Green	No	No	No	XT & XR Series
7073	Thinline	Four	Green	Yes	Yes	Yes	XT & XR Series
7872	Touchscreen	Four	Blue	No	No	Yes	XT & XR Series
7873	Touchscreen	Four	Blue	Yes	Yes	Yes	XT & XR Series
8860	Touchscreen	None	Blue	No	No	No	XT & XR Series
9862	Touchscreen	None	Blue	No	No	Yes	All

WIRELESS ZONES

Receiver Type	Zone Range	Total Wireless Zones
Built In 1100 Series	11-14, 21-24, 31-34, 41-44, 51-54, 61-64, 71-74, 80-99	48
External 1100 Series	11-14, 21-24, 31-34, 41-44, 51-54, 61-64, 71-74, 81-84	32

MODEL NUMBER DESCRIPTION

XT50

D

N

S

-

G

PANEL

DIGITAL DIALER

NETWORK

ENCLOSURE SIZE

ENCLOSURE COLOR

XT30

M - Medium

G - Gray

XT50

S - Small

PCB - Board Only

Note: Models ending in PCB indicate it is the PC board only, no cabinet. Unless sold in a kit or package, the XT panel does not include a power supply and the 321 power supply must be ordered separately.

CONTACT US

Visit [DMP.com/Contact\\_Us](https://DMP.com/Contact_Us) for contact information and sales and training support maps.

**Inside Sales**  
1-877-757-4367  
[InsideSales@DMP.com](mailto:InsideSales@DMP.com)

**Tech Support**  
1-888-436-7832  
[TechSupport@DMP.com](mailto:TechSupport@DMP.com)

**Customer Service**  
1-866-266-2826  
[CustomerService@DMP.com](mailto:CustomerService@DMP.com)

