


# APPLICATIONS

# FEATURES



**Target:** Health Care, Financial, High Technology, Government Facilities

## HIGH SECURITY

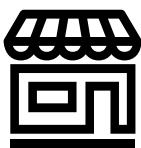
- XR550™**
- Up to 96 doors of access control
  - Encrypted communication
  - NIST certified
  - Meets ICD 705
  - Single site access control (System Link™ software)
  - Multiple Schedules and Profiles



**Target:** Structures three stories and below that don't require encrypted communication with fewer than eight doors of access.

## MIDRANGE

- XR150™**
- Up to 8 doors of access control
  - Multiple Schedules and Profiles
  - Single site access control (System Link)



**Target:** Structures three stories and below that don't require encrypted communication with fewer than eight doors of access.

## MAIN STREET

- XT30™ /XT50™**
- Active Violence (wireless)
  - Wireless sensors approved
  - Simple door control (keypad administered)

FEATURE	DMP PANELS VIRTUAL KEYPAD™ APP	2GIG/DSC/INTERLOGIX/QOLSYS ALARM.COM	HONEYWELL TOTAL CONNECT
Total Systems	Unlimited	N/A	N/A
Arm/Disarm by Area	Yes	No	No
Alarm Verification Question	Yes (Cancel Verify)	No	No
Enhanced Video Verification	Yes	No	No
Traffic Count	Yes	Yes	No

FEATURE	ARMING ONLY VERSION	FULL VERSION	ADD ON SERVICES FOR FULL VERSION
Arm and Disarm	•	•	
Notifications (Alarms, Open/Close, Trouble)	•	•	
View History	•	•	
View Zone Status		•	
Manage User Codes		•	
Activity Reports		•	
Configure Real-Time Notifications		•	
SMS or Email		•	
Geofencing		•	
Video Doorbell			•
SecureCom NVR			•
SecureCom Video			•
Video Integration			•
Central Station Video Verification			•

# MOBILE PLATFORMS



# Customer Setup

Set up and manage Virtual Keypad™ users in Dealer Admin™.

After adding a user as a “new customer,” the customer will automatically receive an email with instructions on how to log in.


# Mobile Control

Give your customers the ability to manage their security systems from anywhere. Virtual Keypad makes it convenient for users to access commonly used security functions available via their keypad:

## INTRUSION

- ▶ Arm/Disarm by Area
- ▶ Alarm Alert
- ▶ Receive notification of faulted zones
- ▶ View history reports
- ▶ View traffic count

## ACCESS

- ▶ Manage system users and schedules
- ▶ Invite app users
- ▶ Manage credentials
- ▶ Manage user codes
- ▶ Virtual Keypad Access™ compatible 
- ▶ Manage Lockdown 

## VIDEO

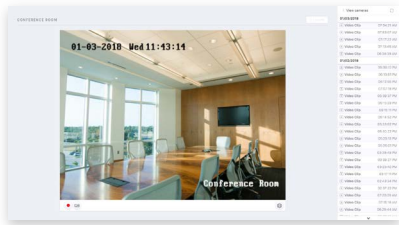
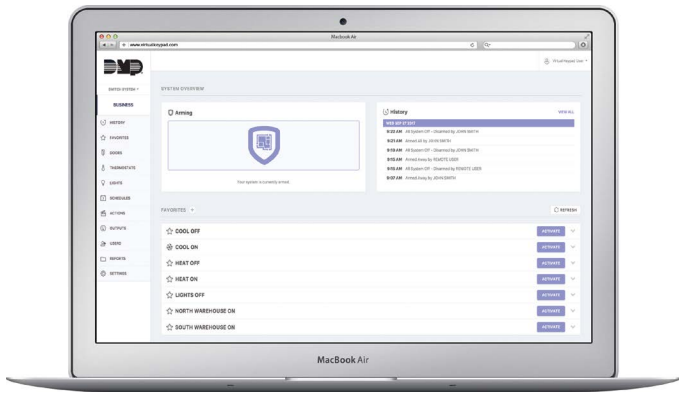
- ▶ View and record clips
- ▶ Video verification

## AUTOMATION

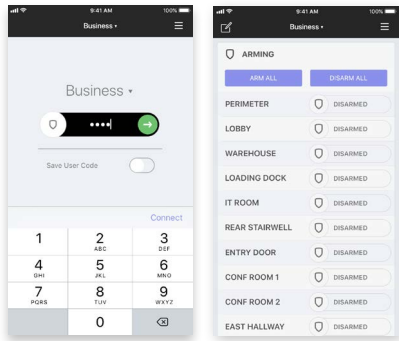
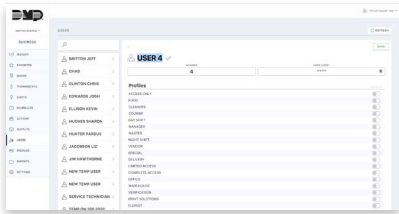
- ▶ Control lights, locks and thermostats
- ▶ Creat Favorites to control when and what things happen with their systems
- ▶ Geofencing

## CONNECT FROM ANYWHERE

- ▶ Manage multiple systems from the app or website with a single login and system user code
- ▶ App is available on iOS and Android
- ▶ SMS and email notifications available



View or record live video



## SIMPLE USER OPERATION

Users log in with an email and password you provide. After entering their user codes, they can select the systems they want to control from the drop-down list of available systems.

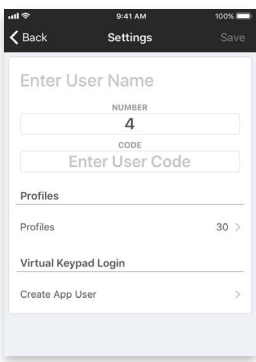
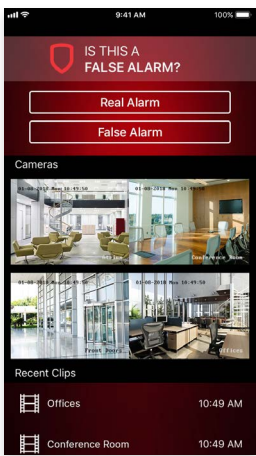
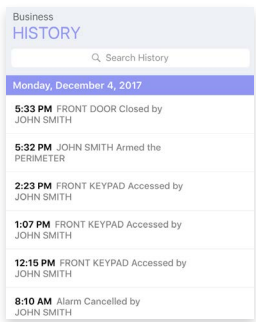
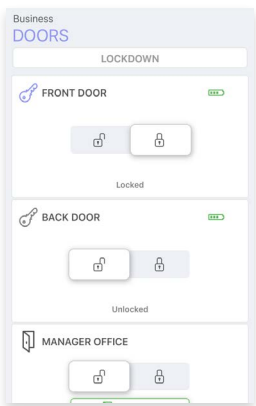
Forgotten passwords are easily retrieved by user request. A new, temporary password will be emailed to the user’s account address to reset. Users can easily change passwords.

## MANAGE USER CODES

You can configure accounts to include User Codes Management. This gives the system manager/owner access to all authorized system users with the ability to add, delete and modify users and edit their codes.

## AREA ARMING/ DISARMING

For residential or commercial systems that include areas, users can arm, disarm or check the status of any area from their smartphones with the tap of a button on their screen. This enables them to maintain protection for certain areas while allowing access to only the selected areas.



## LOCKDOWN

This feature is available for the XR150/XR550 panels by tapping on Lockdown. All door devices programmed as a public door will lock immediately.

## ALARM NOTIFICATION

A push notification displays on a smartphone when the system goes into alarm. Tap on the message to immediately open the app.

## NOTIFICATIONS

Users can set their own alerts by selecting the message category in push notifications. Users can view notification history.

## ENHANCED VIDEO VERIFICATION

The user can launch the app directly from the Alarm Push Notification into a screen that has the video camera views available, which will allow video verification of an alarm. From that screen, the user can also respond to the question, “Is This A False Alarm?”

## IS THIS A FALSE ALARM?

Once the user code is entered, the message “Is This A False Alarm?” displays. If “Real Alarm” is tapped, it verifies that the alarm is not false, the system will not disarm, and the monitoring center will alert authorities. If “False Alarm” is tapped, it cancels the alarm, the system will disarm, and the monitoring center will be notified the user cancelled the alarm.

Users can view thumbnails that change every second representing a live view and can view 10-second clips of video recorded upon an alarm.

## MANAGE USERS

On the XT Series, the master users have the ability to add, remove or edit individuals from the user settings. On the XR Series, you can make these changes if you have user authority in your profile.