

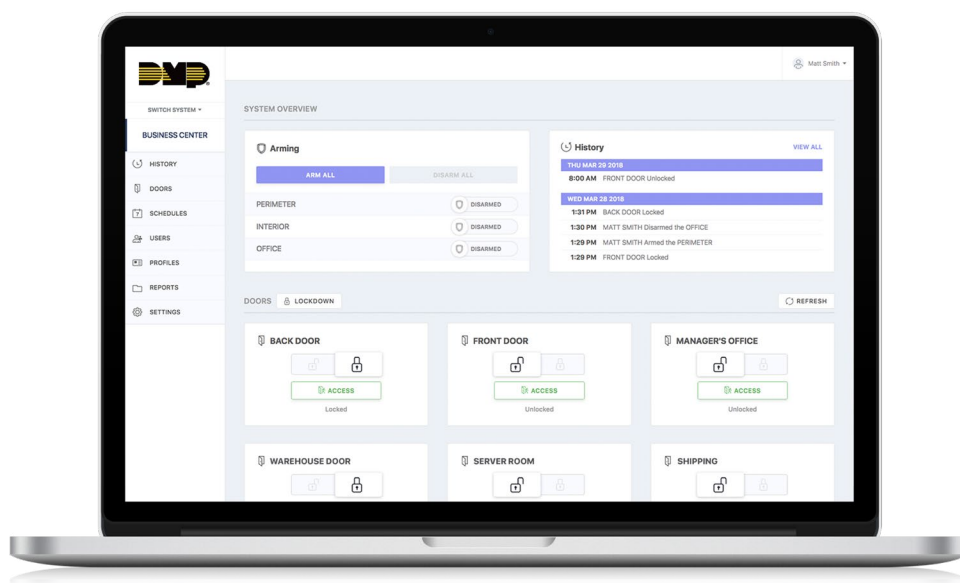


FIND US AT @DMPALARMS ON MOST SOCIAL PLATFORMS



Virtual Keypad™

ACCESS



- ▶ Complete cloud-based access control management software that integrates with any DMP intrusion system and X1 Series™
- ▶ Intrusion system arming/disarming
- ▶ Control lights, locks and thermostats
- ▶ View and record video
- ▶ Manage system users, schedules and profiles
- ▶ Lockdown on the XR150/XR550 Series™ panels
- ▶ Arm/Disarm screen turns red in alarm

FEATURES

- ▶ Works from any internet-connected computer using most popular browsers
- ▶ Log on to VirtualKeypad.com with username/password and system user code
- ▶ Lock and unlock doors in real time
- ▶ Manage user profiles
- ▶ Manage credentials and user codes
- ▶ Manage multiple systems from a single login
- ▶ Manage holiday dates
- ▶ Full reporting capability, including access granted and denied messages
- ▶ Custom and pre-defined event reporting
- ▶ Real-time door status
- ▶ Supports 1301N USB enrollment reader
- ▶ Invalid code reporting with EasyEnroll™ lets you add a user from any card read



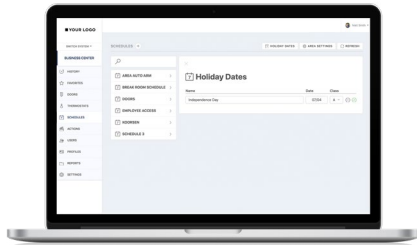
FIND US AT @DMPALARMS ON MOST SOCIAL PLATFORMS

ELEGANT USER INTERFACE

Just like the Virtual Keypad app, VirtualKeypad.com provides users with a clean, elegant, easy-to-use interface. Controls are logically arranged with all functions just a click away.

SCHEDULES

Schedules allow users to add, edit or delete schedules. Schedules affect arming, outputs, doors and Favorites. When the tab is selected, all the schedules assigned to the current system are listed. Any updates at a keypad or by Remote Link™ /System Link™ will be synced automatically.



RED ALARM STATUS

In System Overview, a red arming area will display if an alarm is active when you log in.

ZONE STATUS

This allows users to easily check one screen for the current status of all zones on a system. A yellow triangle indicates faulted zones.

DOOR ACCESS

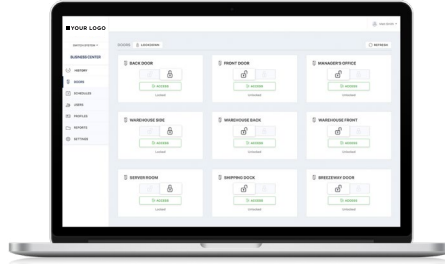
Virtual Keypad gives users real-time access control with the XR Series panels. Users can lock or unlock multiple doors.

DOOR STATUS

Use the Door tab to quickly verify the current status of a system's doors. This is a panel setting per door.

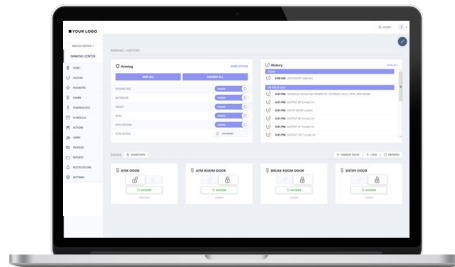
LOCKDOWN

Lockdown is available for XR150/XR550 panels by selecting Lockdown. All Public Doors and Z-Wave Locks will lock on the system with a single click.



VIDEO CAPABILITIES

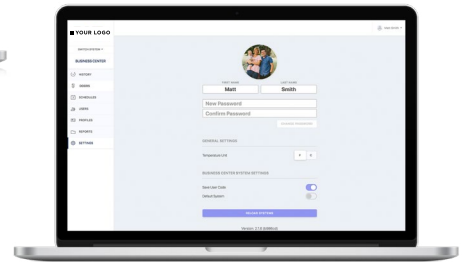
Users can incorporate up to 16 cameras, interior and exterior, wired and wireless, in their systems. Via VirtualKeypad.com, they can selectively monitor any of the cameras and record video. This improves security by enabling them to do a remote "walk-around" from wherever they are. Users can opt to have all of the clips emailed to them.



SIMPLE USER OPERATION

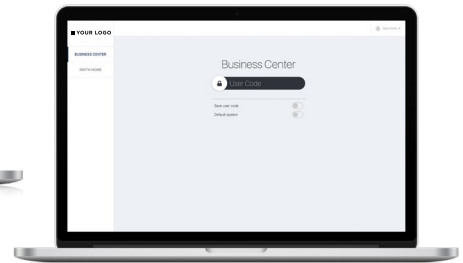
Users log in with their email and password provided by the dealer. They can select the system they want to control from the drop-down list of available systems before entering their user code.

Forgotten passwords are easily retrieved by user request. A new password will be emailed to their account address. Users can change passwords.



COMMERCIAL FEATURES

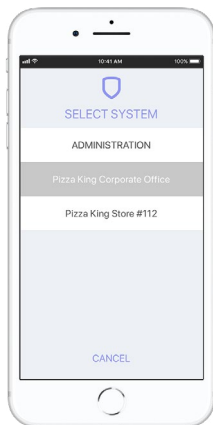
Business owners appreciate the ability to manage their security from a browser, whether they are in the office, at home or on the road. They can easily access multiple business locations by choosing the desired system from the drop-down list.



VIRTUAL KEYPAD ACCESS

MOBILE APP

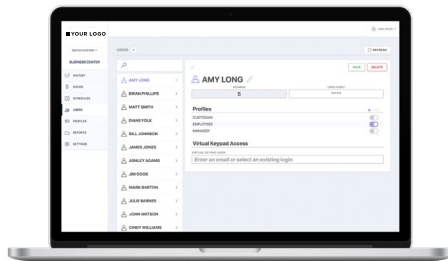
The features of the VirtualKeypad.com access platform are also available in an easy-to-use mobile app for iOS and Android smartphones.



MANAGE USER CODES

User codes management provides the system manager/owner with access to all authorized system users and the ability to add, delete and modify users and edit their codes.

For XT Series™ and XTLplus™ systems, the system manager can assign authority levels to each user. (Master: Full authority or Arm Only authority.) They can also assign users as Temporary, which are automatically deleted in seven days.



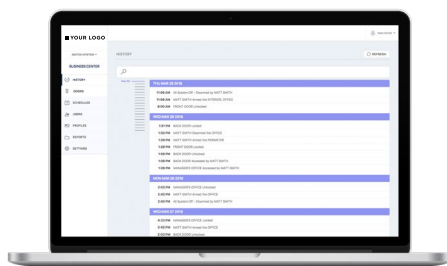
For XR150/XR550 Series panels, the system manager can assign up to four profiles, each with defined capabilities. For Temporary users, the system manager can specify the date when the rights will expire. There are 99 profiles available to configure each user's required access.

HISTORY

Users can review system activity from the History tab. Messages include:

- ▶ Access Events
- ▶ Alarm Events
- ▶ Arm/Disarm or Open/Close Events
- ▶ Troubles
- ▶ Sensor Activity
- ▶ Custom Action Notifications

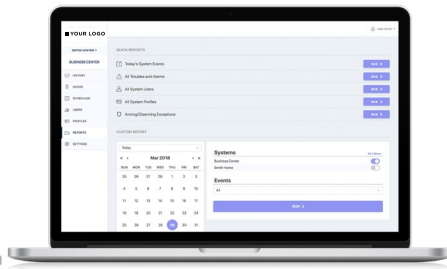
Quick Search saves time when looking for a specific event. Enter a phrase, and it narrows the system activity.



REPORTS

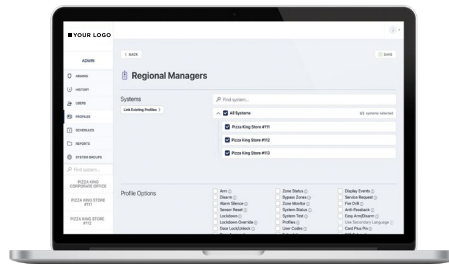
The Reports tab gives users the option to:

- ▶ Run reports
- ▶ Search results
- ▶ View scheduled and saved reports
- ▶ Automatically email reports on a schedule



MULTI-SITE MANAGEMENT

Virtual Keypad Access eliminates arduous data management. When you need to add users or schedules, you only need to create that record once. Multi-site management allows you to share that record with multiple panels or locations.

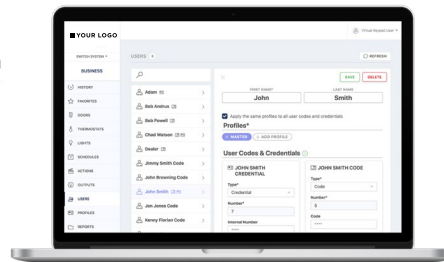


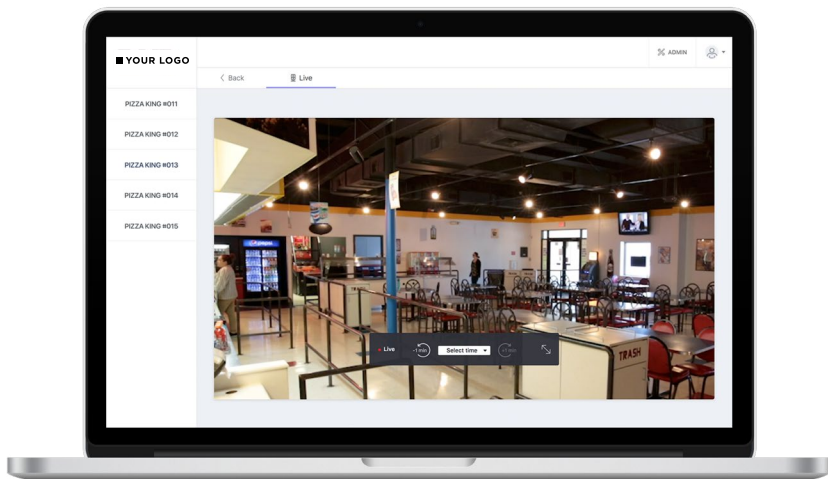
MANAGE HOLIDAY DATES

Setting Holiday Dates provides the system with dates in the year when the normal opening and closing schedules are not used. Virtual Keypad Access lets you easily manage your holiday schedules, whenever you need to and wherever you are.

MANAGE CREDENTIALS

This allows you to choose either User Code or Credential all in one record. For example, John Smith may have multiple credentials (a card, user code, fob and prox patch) all managed under his authority or profile. This credentialing hierarchy makes data entry faster and easier to manage. As a unique feature of Virtual Keypad, you can easily transfer data to multiple records.





EXPANDED VIDEO FEATURES

The SecureCom Video™ network video recorder (NVR) works hand-in-hand with Virtual Keypad Access to expand storage and manipulate multiple cameras. The NVR has ports for up to eight networked cameras and can store up to 2 terabytes of footage. You can access that entire footage from the NVR or directly from VirtualKeypad.com or the Virtual Keypad app. It's fast and simple to view security footage in live view. You can also easily download and export clips to other devices locally via a USB drive.

Supporting ONVIF™ and SecureCom Wireless™ video cameras, our PoE NVR can be installed to fit most any need.

NVR PACKAGES

Two IP camera packages are available featuring SecureCom Video's high-definition NVR in combination with our best-selling SecureCom cameras, both delivering the versatility of indoor/outdoor performance. These and all SecureCom cameras learn in and configure automatically for a plug-and-play installation within a couple of minutes.

The combined packages include four of either the SecureCom Bullet or SecureCom Dome cameras bundled with the NVR to offer you savings and yet everything you need for secure 720p HD video monitoring.

DIGITAL WATCHDOG® INTEGRATION

Virtual Keypad Access also supports two Digital Watchdog cameras (DWC-MF21M4TIRDMP DW MEGApix Surface Mount Outdoor Dome IP Camera and DWC-MB721M4TIRDMP DW MEGApix 1080p Weather Resistant Indoor/Outdoor Bullet IP Camera).

NVR INTEGRATION

DMP has also established NVR integrations with OpenEye, Hikvision, Eagle Eye and Digital Watchdog to provide more video options with any DMP system. Large commercial customers have the ability to add dozens of NVRs into their systems and access them all through the Virtual Keypad app or VirtualKeypad.com.

The integration of these recorded video options is a giant leap forward for those who want to offer all their solutions in a single user interface. Intrusion, access control and now fully featured video using some of the industry's best video solutions.

800-641-4282 | DMP.com
2500 N. Partnership Blvd, Springfield, MO 65803
Designed, engineered & manufactured in
Springfield, MO using U.S. & global components